

Find a Doctor/Hospital

Is your doctor, hospital or urgent care center in the Blue Cross and Blue Shield of Kansas network?

Turn to our convenient online provider directory to determine whether your current provider contracts with your program network or to search for a new provider located near you.

This easy-to-use directory allows you to search for doctors by:

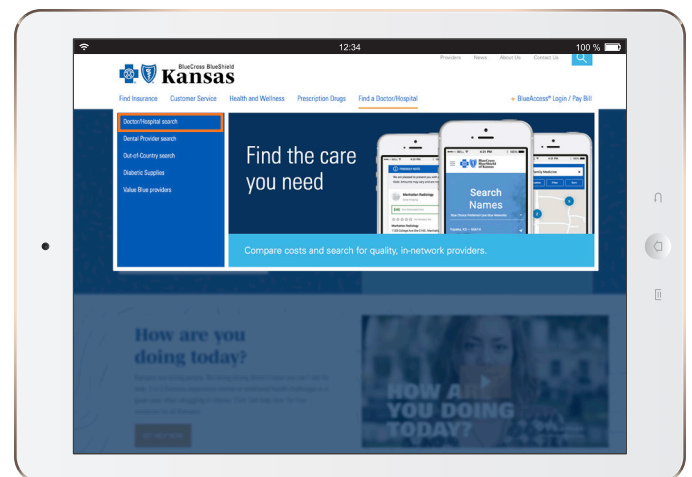
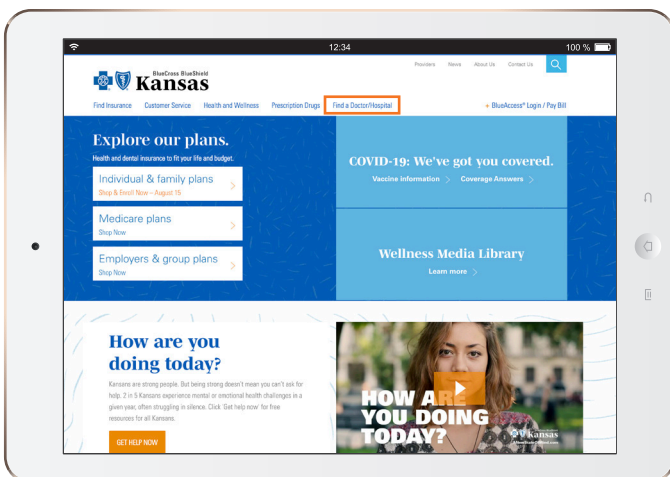
- Address
- County
- Name
- Gender
- Specialty

Members utilizing services out of state can confirm their provider is contracting by following the steps below or by contacting the provider directly to confirm they are in-network with their local Blue Cross and Blue Shield Plan.

Questions? Contact Blue Cross and Blue Shield of Kansas Customer Service: **1-800-432-3990**

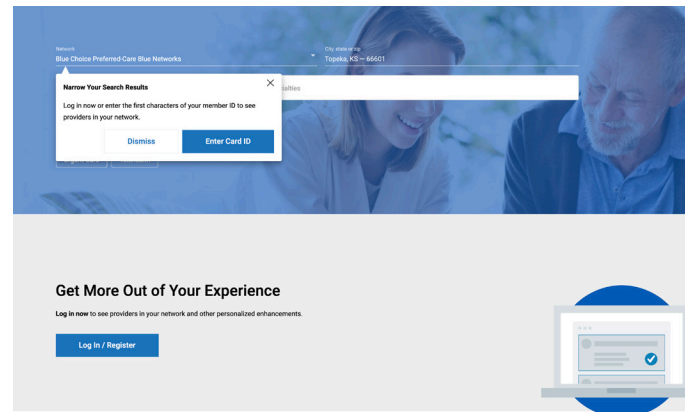
How to get started:

- 1 Visit the Blue Cross and Blue Shield of Kansas home page at [bcbsks.com](https://www.bcbsks.com).
- 2 Using the top navigation, mouse over "Find a Doctor/Hospital." Select "Doctor/Hospital search."

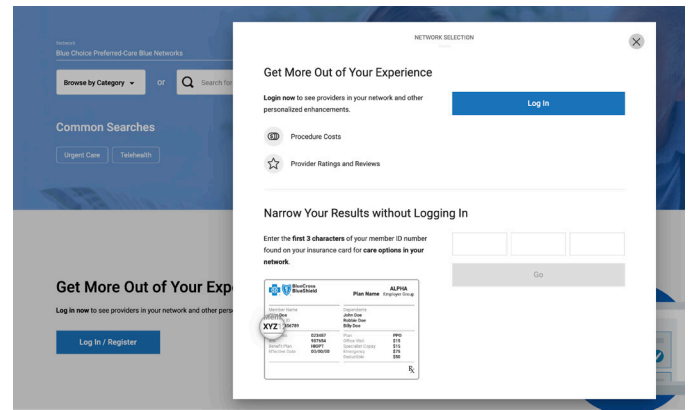


3 From the drop-down, select your network.

Your network is the one listed in the upper right-hand corner of your membership ID card. Or, when you log into BlueAccess® first, then go to the Provider Directory, the tool will automatically select the appropriate network.

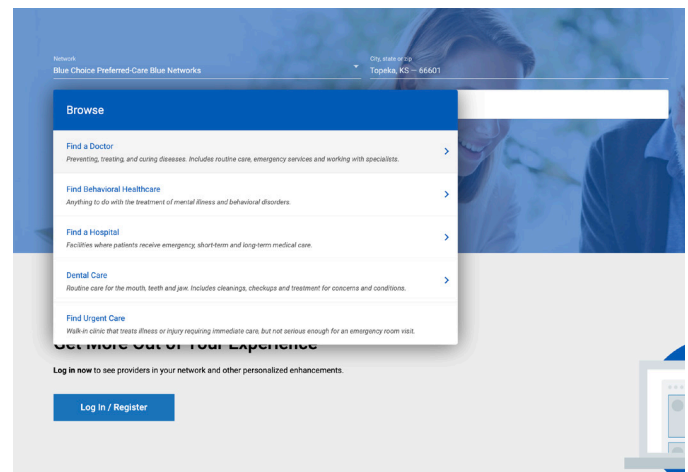
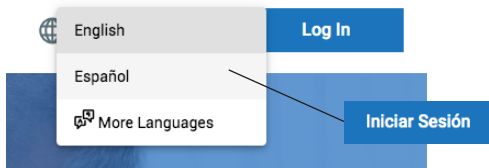


4 You can narrow your results by entering your prefix, or by logging in for personalized enhancements.



5 From there, access the Provider Finder for your benefit plan. From the menu, select the desired service. You may type into the search bar or choose a service from the drop-down menu.

Note: you have to change the “English” to “Español” in the upper right and then it changes the button from “Log In” to “Iniciar Sesión.”



Visit us at bcbsks.com

